

## DIAGNOSTICS VS TOTAL AMR R&D INVESTMENT

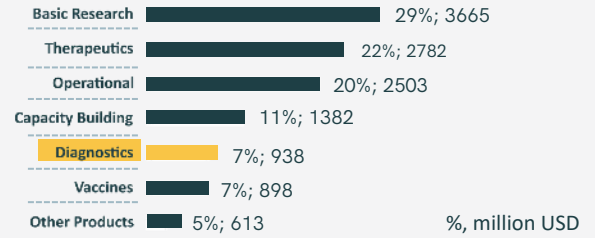
### FUNDING

938 million USD

7% of total funding

3 times less than therapeutics

\$0.73 for every \$10 invested in AMR R&D



## FUNDERS

89%

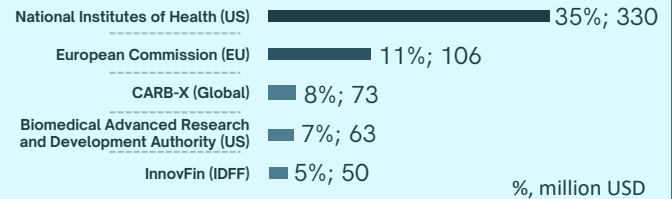
US - 51%

EU - 20%

UK - 8%

Global Partnerships\* - 8%

66% of funding for AMR diagnostics comes from top 5 funders



## INSTITUTION TYPES

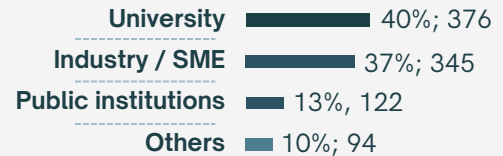
### FUNDING

40% for universities

37% for SMEs

13% for public research institutions

Close to equal % funding for SMEs and universities



## INFECTIOUS AGENTS & DISEASES

15%

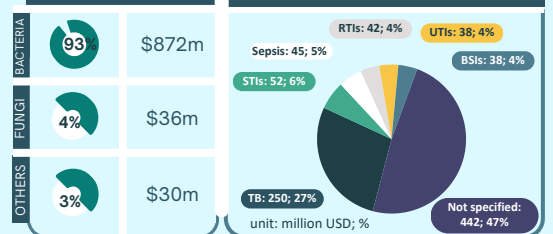
5% Critical

9% High

1% Medium

4% TARGETS ANTIFUNGALS

53% IS TARGETED TOWARDS SPECIFIC DISEASES



33% of funding for AMR therapeutics is targeted towards WHO bacterial priority pathogens

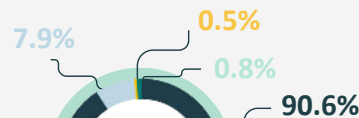
Others: Virus, Parasites, Not specified & not applicable pathogens

STIs: Sexually transmissible infections | SsTIs: Skin and soft tissue infections | UTIs: Urinary tract Infections | RTIs: Respiratory tract Infections | TB: Tuberculosis

## SECTORS

The majority of investments target **human health**

Cross-sectoral projects that span two or more sectors make up only 1.4% funding for AMR diagnostics R&D



## GAPS

## OPPORTUNITIES

## RECOMMENDATIONS

### TARGET PRIORITY PATHOGENS

Increase support for R&D targeting priority pathogens of all types, including antifungals

### SET TARGETS

Establish targets for AMR R&D based on priority needs

### FUNDING PARTNERSHIPS

Focus on developing funding partnerships to create diversity in funding streams

### EVALUATION & ASSESSMENT

Further evaluation of the link between investment in AMR diagnostics and impact on the pipeline of products is needed

### R&D ALIGNMENT

Align R&D of therapeutics, diagnostics, and vaccines targeting the same pathogens and/or diseases

### DEVELOPMENT

Increase support for development of diagnostics across the full One Health spectrum

## Want to know more?

globalamrhub@dzif.de

<https://globalamrhub.org/>

Global AMR R&D Hub

GlobalAMRHub

