


GLOBAL
AMR R&D
HUB



The Global AMR R&D Hub: our dynamic dashboard and ambitions

Jennie Hood, Scientific Programme Officer
Global AMR R&D Hub Secretariat

Emerging Antimicrobials and Diagnostics in AMR 2019
19-20 November 2019, Amsterdam

Supported by:



on the basis of a decision
by the German Bundestag

SPONSORED BY THE



Establishment of the Global AMR R&D Hub



- In 2017, G20 Leaders called for *a new international R&D Collaboration Hub to maximise the impact of existing and new antimicrobial basic and clinical research initiatives...*
- The Global AMR R&D Hub was officially launched during the 71st World Health Assembly in 2018.
- Steered by an international Board of Members and the secretariat is based in Berlin, Germany.



G20 Leaders' Declaration
Shaping an interconnected world



Board of Members

The Board currently has 19 members and four observers

- Australia
 - Canada
 - China
 - Germany
 - France
 - India
 - Italy
 - Japan
 - The Netherlands
 - Norway
 - Spain
 - Switzerland
 - Russia
 - Turkey
 - United Kingdom
 - USA
 - European Commission
 - Bill & Melinda Gates Foundation
 - Wellcome Trust
- Observers:*
- WHO
 - OIE
 - FAO
 - OECD

Our vision

The vision of the Global AMR R&D Hub is to be a key actor having an integrating role in global R&D for AMR, by:

- Bringing together governments and foundations from different world regions, with different research potential and funding priorities, in order to combat the global health threat of AMR
- Setting the focus on addressing global R&D priorities while respecting domestic and organizational priorities
- Promoting high-level coordination and alignment of existing public and private funding and activities and leveraging much needed further monetary and other investments for AMR R&D initiatives on a national and/or international level

Objectives of the Global AMR R&D Hub



-
- Inform high-level decision makers on R&D pipelines and other relevant aspects of AMR R&D, in order to identify and prioritise R&D gaps and help focus high-level decision-making
 - Facilitate the efficient allocation of resources
 - Promote increased investments into push and pull incentives for AMR R&D in order to maximise the impact of national and international research activities
 - Foster international research collaboration among different partners globally, including industry and academia
 - Support the filling of product pipelines with priority candidates, using an appropriate mix of incentives, with a view to the development of deployable products, while recognizing the importance of access, prudent use, and stewardship
 - Inform policy makers on AMR R&D and keep attention on AMR at high political levels
 - Raise and maintain public awareness and visibility through communication of the work of the Global AMR R&D Hub and its results.

What does the Global AMR R&D Hub do?

Our current key activities include:

- Dynamic Dashboard
- Incentives work stream
- Collaboration Framework
- Communication Strategy
- Working with stakeholders

Dynamic Dashboard

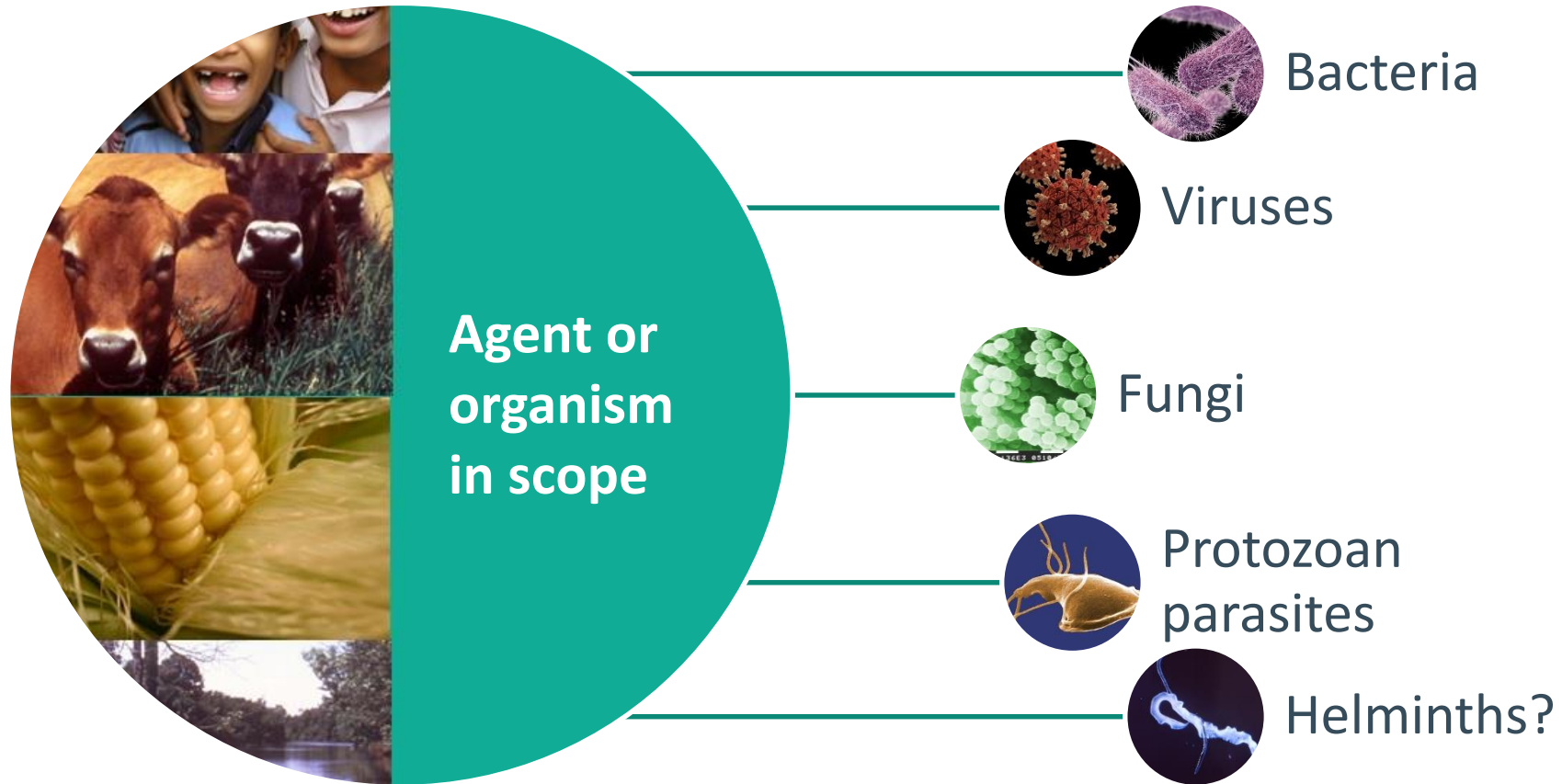
Dynamic Dashboard

- Interactive and user-friendly platform
- Collects and presents AMR R&D projects and investments from across the world and for each One Health sector
- Galleries displaying pipeline information and the incentive landscape
- Updated as close to real time as possible
- Projects and investments will be categorized for presentation



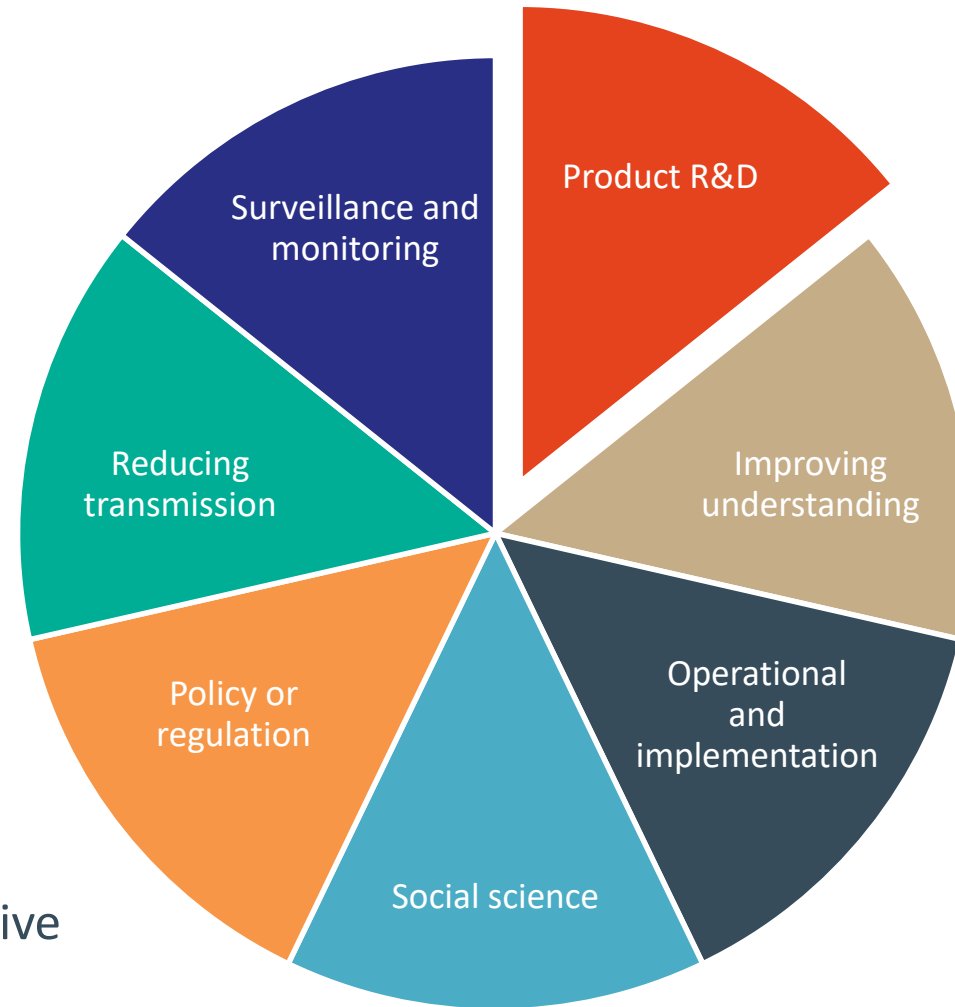

Numbers presented are fictitious

Dynamic Dashboard – agent/organism scope



Dynamic Dashboard – R&D scope

All basic and applied research is in scope, but it must be related to **AMR**



Initially, only projects or investments that were active or committed on or after 1 January 2017 will be included

Dynamic Dashboard – AMR scope

- For a project to be included it must have a clear research and/or development component, satisfy the other scope parameters (agent, R&D type, funding) and be related to AMR.

Addresses, investigates or monitors drug resistant agents/organisms

Investigates how to improve the access to all products globally

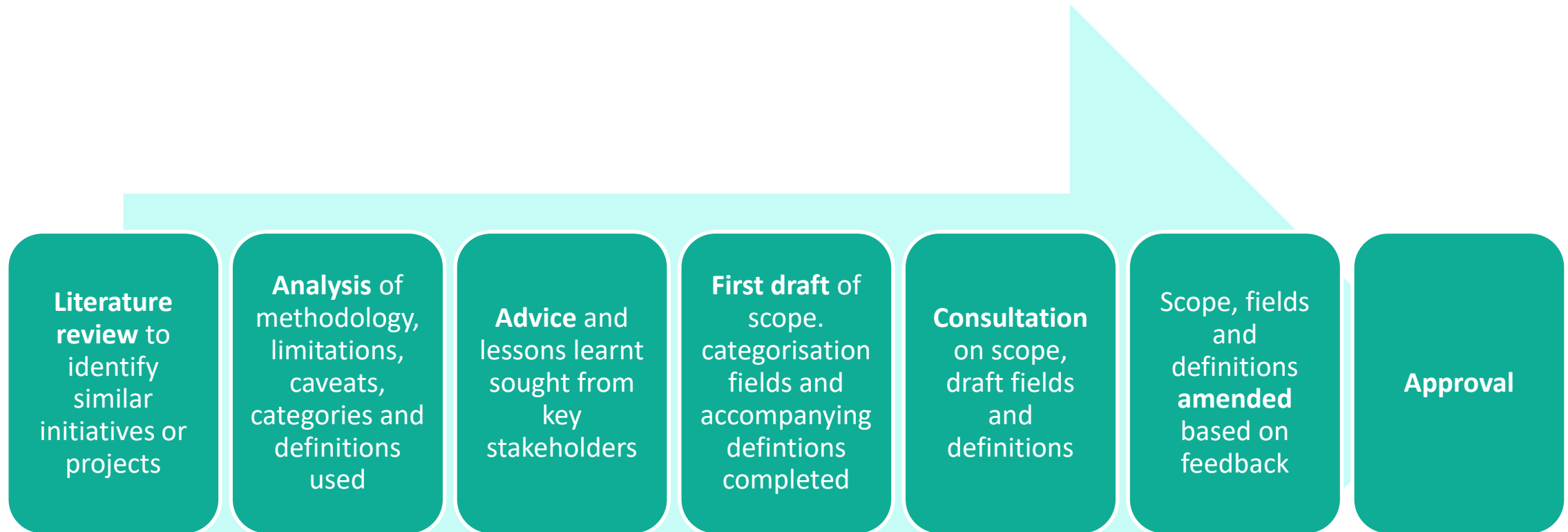
Improving processes, strategies and/or developing products for better stewardship and reducing inappropriate use of antimicrobials

Aims to develop any new antimicrobial

Dynamic Dashboard - categories

- To present AMR R&D information at a high level, that is informative to decision and policy makers, standardised categories were developed that each project and investment will be tagged with.
- To enable analysis over time, these categories had to be applicable to all One Health sectors and robust enough to ensure consistency.

Dynamic Dashboard – developing the categories



Why such an in depth approach?

Dynamic Dashboard - categories

Categories for the funder, funding and beneficiary

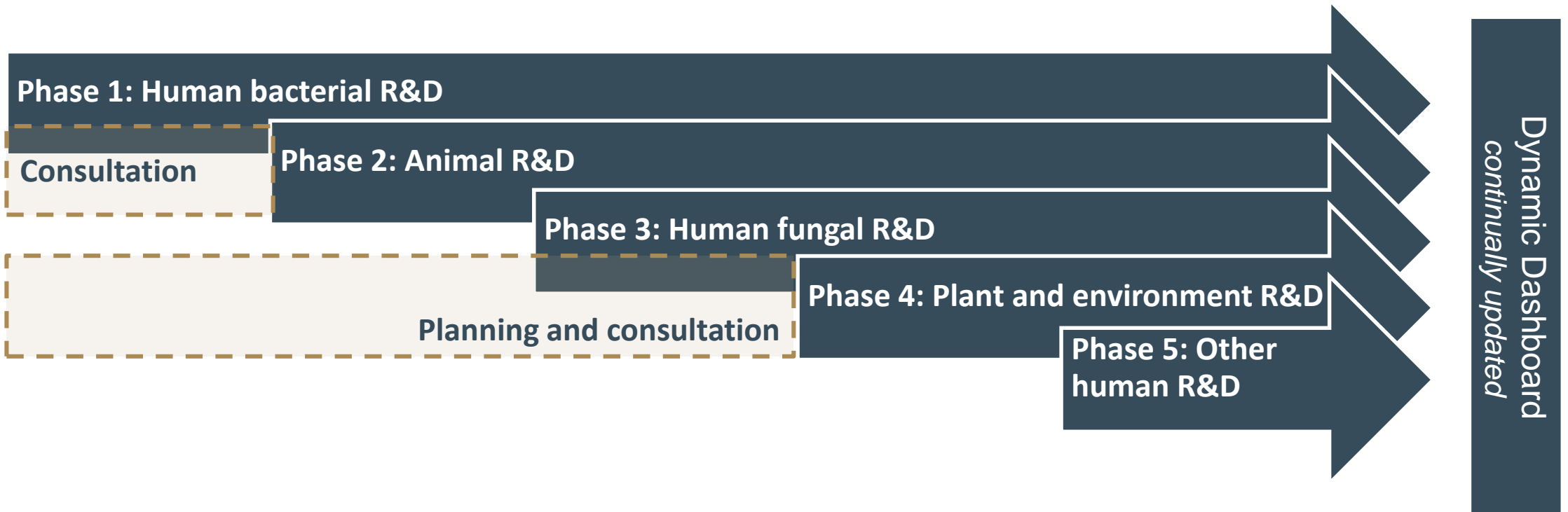
Funder	Beneficiary	Funding
<ul style="list-style-type: none">• Public – government• Public – other• Private – for profit• Private – not for profit• Other, or• Not specified.	<ul style="list-style-type: none">• Public research institution/facility• Private research institution/facility• Large industry MME• SME• Biotech• Other, or• Not specified.	<ul style="list-style-type: none">• How much – total and by year• When (start and end date)• If it is a push or pull incentive

Dynamic Dashboard - categories

How the project will be categorised

Sector	Project area	Agent / organism	R&D stage*
<ul style="list-style-type: none"> • Human • Animal • Plant • Environment • Cross-sector • Other, and/or • Not specified. 	<ul style="list-style-type: none"> • Basic research • Therapeutics • Preventives and alternatives to growth promotants • Detection, screening and diagnostics • Operational and implementation • Policy • Capacity building and infrastructure • Other, and/or • Not specified. 	<ul style="list-style-type: none"> • Bacteria • Fungus • Parasite • Virus • Other • None/not applicable, and/or • Not specified. <p>Where possible the specific bacteria, virus, fungus, or parasite name will also be captured.</p>	<ul style="list-style-type: none"> • Research/Discovery/Pre clinical • Development/Trials • First registration • Implementation and post registration, and/or • Not specified. <p>If relevant, if the product is on the development pipeline.</p> <p>* For product related R&D only</p>

Dynamic Dashboard – phased approach



Dynamic Dashboard – data collection

-
- Ongoing data collection from public and charitable funding sources using a variety of mechanisms
 - Searching using standard search terms related to human bacterial research related to AMR
 - Variables being collected include title, abstract, funder, funding amounts, start and end dates, currency, institution information.....
 - Categorisation of projects collected underway
 - Project level information will be provided on the Dynamic Dashboard through the search function – where possible

Dynamic Dashboard – our ambitions

- To be real time as close as possible
- Ensure projects are categorized and presented in a meaningful way for every sector
- To provide regular snapshots of relevant analysis
- To try and map funding flows
- Track a product through from preclinical to a product approval and show the money invested (eventually)
- Present investments from public funders that is in the public domain and other funding that is not
- Collect data once and make it accessible to be used multiple times

Dynamic Dashboard - what next?

- Working to capture or estimate:
 - Private investments
 - Institutional investments
 - Pipelines
 - Incentives



Collaboration Framework

Collaboration Framework

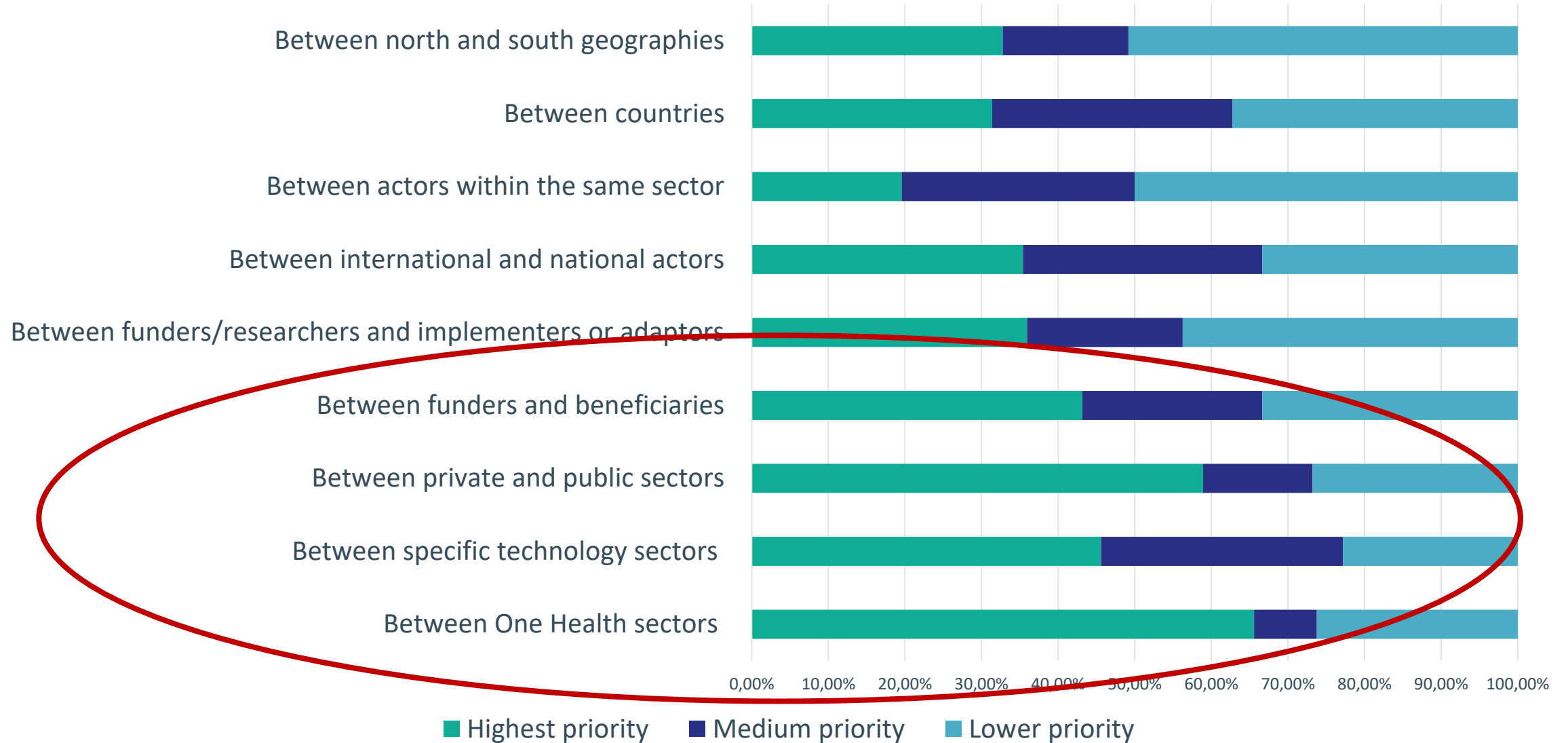
- A draft Collaboration Framework was developed and released for public consultation. The draft Framework had two objectives, to provide:
 - An outline on how the Global AMR R&D Hub will increase collaboration and improve coordination of AMR R&D globally, and
 - High-level guidance on formal collaboration between the Global AMR R&D Hub and relevant parties.
- Over 130 responses were received during the public consultation and summary of the results follows.

The following views, thoughts and opinions are extracted solely from the feedback received through the public consultation and are not necessarily the views of the Global AMR R&D Hub's Board of Members or Secretariat.

Why is greater coordination and collaboration needed?

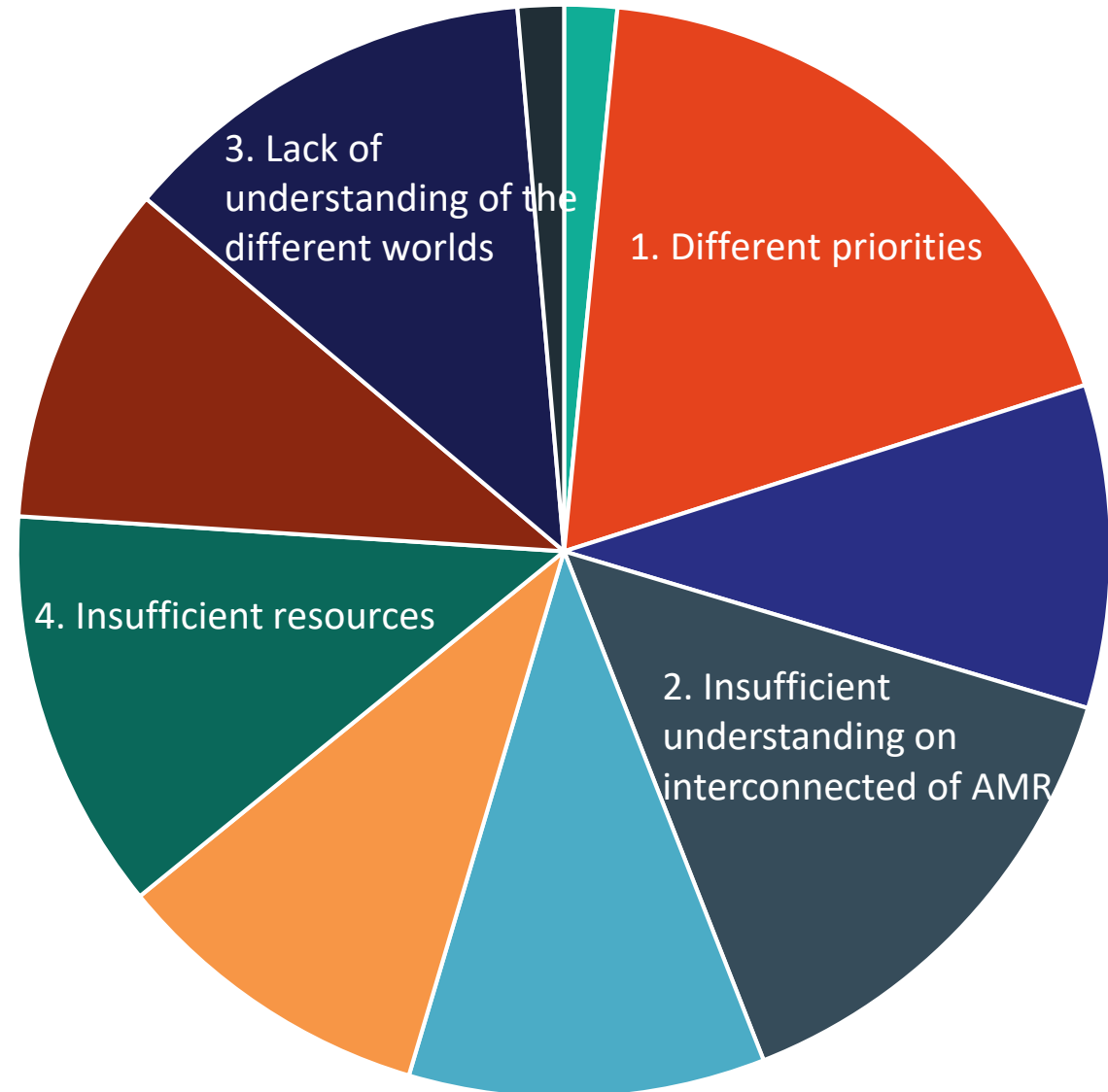
Key area	What is the issue
Organisations and initiatives	Fragmented response and no global linkage or network
	The global message needs to be delivered as a single voice
	Better cooperation between R&D funders
Research, development and data	No visibility of the global R&D landscape
	Repeating mistakes and hidden solutions
	No joint research priorities
Collaborative approach	There is no One Health approach
	Need a truly global approach
	Broader engagement and involvement
	Better communication between actors

What are the priority areas where better collaboration is needed?



What are the barriers to collaboration?

- Language barriers
- Different priorities
- Different situation and/or need
- Insufficient understanding on the interconnectedness of AMR
- Proprietary/ confidentiality constraints/ competition
- To few concrete opportunities for shared action
- Insufficient resources
- No visibility of the actions being taken by the different actors
- Lack of understanding of the different actors' worlds
- Other



Where to work towards increasing collaboration and coordination

There were four areas proposed in the Framework:

1. increasing information sharing among key stakeholders
2. collecting and presenting information about past, present and planned investments
3. engaging a broad range of stakeholders to build a consensus on gaps and opportunities in AMR R&D, and
4. creating mechanisms to link funders, researchers and developers.

Of the respondents who answered this question (n=97) all agreed that these were extremely important areas, with slightly less emphasis on number 2.

Academia and research institutions

Industry

NGOs

Government

Improving understanding and visibility of the different AMR R&D actors

Collaboration Framework - next steps

- November 2019 – publish a summary of the feedback
- January 2020 – publish the final Collaboration Framework
- February 2020 – publish appendix to the Collaboration Framework

Our new website is regularly updated

www.globalamrhub.org